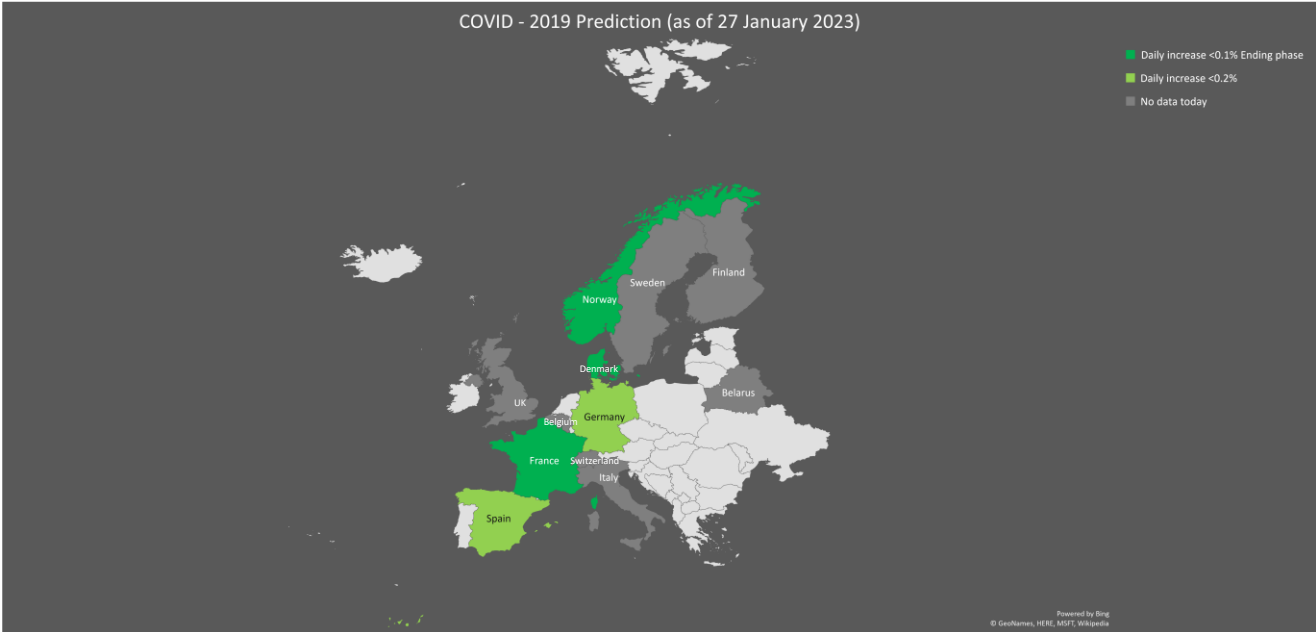


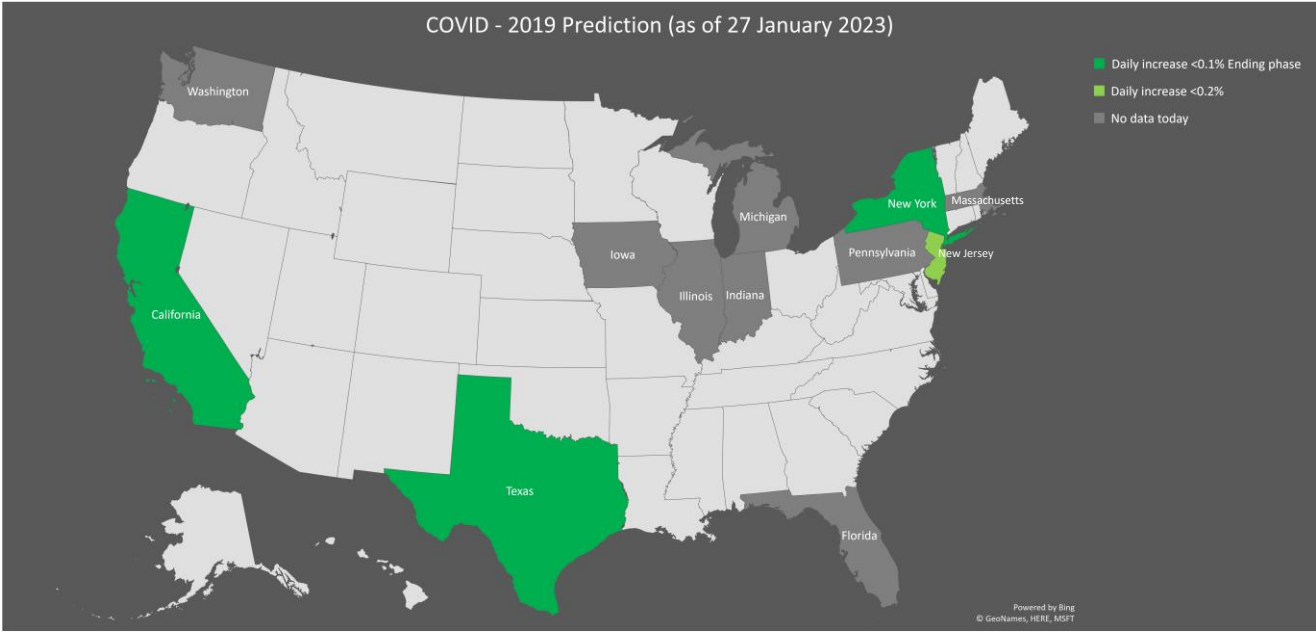
Countries	Total No. of cases	Nn/Nn-1	New cases/day	ANSO Member
Nepal	1,001,092	1.0000	6	√
India	44,682,530	1.0000	93	√
Morocco	1,272,217	1.0000	10	√
Pakistan	1,576,236	1.0000	14	√
Iran	7,563,923	1.0000	98	√
Denmark	3,172,936	1.0000	80	
Indonesia	6,729,209	1.0000	211	
Norway	1,477,677	1.0000	57	
Philippines	4,072,645	1.0001	253	
Saudi Arabia	827,807	1.0001	35	
Peru	4,480,828	1.0001	374	
UAE	1,049,122	1.0001	98	
Afghanistan	208,324	1.0002	35	
United States	104,106,912	1.0002	13413	
South Africa	4,055,284	1.0002	230	
Singapore	2,215,527	1.0002	418	
Chile	5,113,124	1.0004	1979	√
France	39,508,154	1.0005	4681	√
Australia	11,295,446	1.0005	5355	
Russia	21,924,261	1.0006	7164	√
Germany	37,739,472	1.0010	11317	
Spain	13,731,478	1.0010	1259	
Brazil	36,805,967	1.0018	11317	√
South Korea	30,107,363	1.0027	31711	
Japan	32,364,850	1.0054	53911	
Bangladesh	2,037,478	xx	xx	√
Qatar	492,234	xx	xx	
Belgium	4,691,499	xx	xx	√
Colombia	6,356,309	xx	xx	
Sweden	2,693,458	xx	xx	
Mexico	7,353,630	xx	xx	√
Finland	1,458,619	xx	xx	
Switzerland	4,385,701	xx	xx	
Honduras	470,337	xx	xx	
Thailand	4,726,512	xx	xx	√
Sudan	63,729	xx	xx	
Canada	4,539,229	xx	xx	
New Zealand	2,171,788	xx	xx	√
Uruguay	1,031,581	xx	xx	√
Kuwait	662,858	xx	xx	
Nigeria	266,463	xx	xx	
China	1,837,279	xx	xx	√
Oman	399,154	xx	xx	
Iraq	2,465,545	xx	xx	
Argentina	10,032,709	xx	xx	√
Italy	25,453,789	xx	xx	√
UK	24,259,240	xx	xx	
Turkey	17,042,722	xx	xx	√
Belarus	994,037	xx	xx	√
Egypt	515,645	xx	xx	√

Updated on 28 January 2023



Rc > 3% Very good control	Daily increase <0.1% Ending phase
Rc < 3% Good control	Daily increase <0.2%
Rc < 2% Good control	Daily increase <0.5%
Rc < 1.5% Quite good control	Daily increase <1%
Rc < 1.25% Normal Control	Daily increase <2%
Rc < 1% Less than normal control	Daily increase <3%
Rc < 0.75% Severe bad Evolution	No data today
Rc < 0.5% Not yet controlled	

Province/City	Total No. of cases	Nn/Nn-1	Number of Daily Ne
Taiwan	9,441,439	1.0026	24350
Hong Kong	2,829,257	1.0027	2335

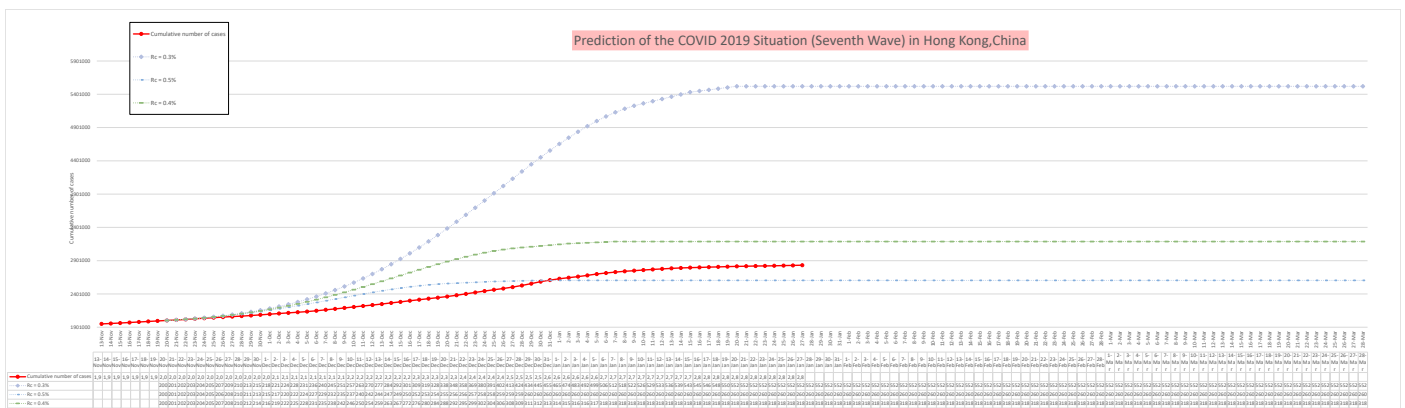
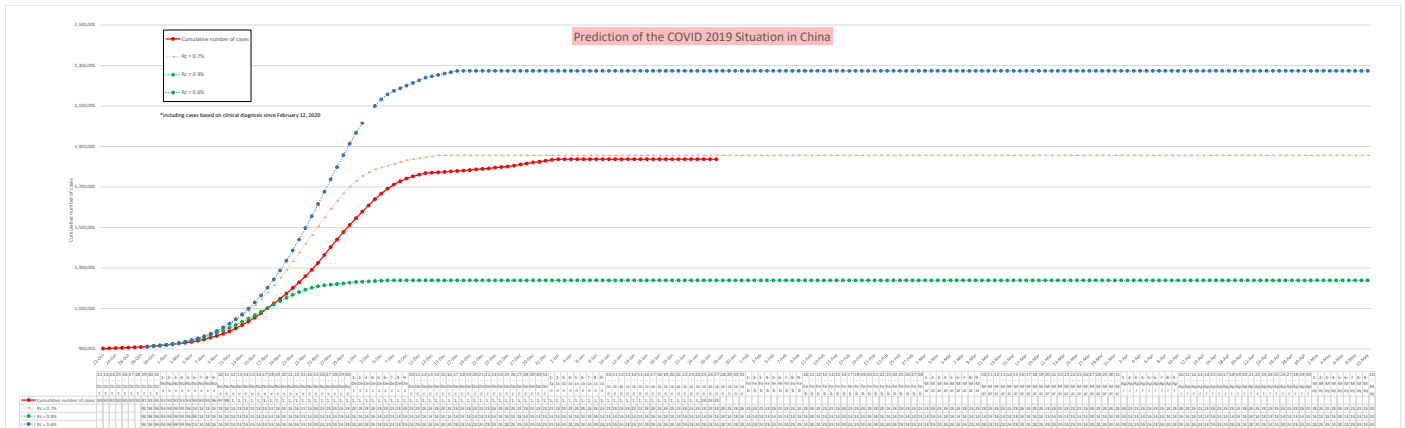


States	Total No. of cases	Nn/Nn-1	New cases/day
California	11,961,074	1.0001	1214
Texas	8,319,137	1.0003	1660
New York	6,873,628	1.0007	3101
New Jersey	2,995,906	1.0010	2305
Iowa	1,035,992	xx	xx
Washington	1,904,198	xx	xx
Pennsylvania	3,469,076	xx	xx
Michigan	3,024,478	xx	xx
Illinois	4,008,844	xx	xx
Massachusetts	2,193,582	xx	xx
Florida	7,421,680	xx	xx
Indiana	2,024,969	xx	xx

Daily update based on the prediction method developed by Prof. Jian LU of the City University of Hong Kong (published on 23 March 2020 on medRxiv, access via the QR

Data sources:

- China
  - Beijing
  - Hong Kong
- South Korea
- Japan
- Philippines
- Singapore
- Bangladesh
- Afghanistan
- India
- Indonesia
- Iran
- Oman
- Qatar
- Pakistan
- Russia
- Saudi Arabia
- Kuwait
- Turkey
- UAE
- Australia
- New Zealand
- Sudan
- Egypt
- South Africa
- Argentina
- Brazil
- Colombia
- Chile
- Honduras
- Peru
- Canada
- USA
  - Florida
  - Illinois
  - Indiana
  - Iowa
  - Massachusetts
  - Michigan
  - New Jersey
  - New York
  - Pennsylvania
  - Texas
  - Washington
- Mexico
- Belgium
- Belarus
- France
- Germany
- Italy
- Spain
- Switzerland
- UK
- Denmark
- Finland
- Norway
- Sweden



<https://www.worldometers.info/coronavirus/> (for countries except China)

[http://www.nhc.gov.cn/xcs/xxgzb/gzbd\\_index.shtml](http://www.nhc.gov.cn/xcs/xxgzb/gzbd_index.shtml) (for China)

